

Mohawk Council of Kanesatake
Financial Statements
March 31, 2023

Mohawk Council of Kanesatake Contents

For the year ended March 31, 2023

	Page
Management's Responsibility	
Independent Auditor's Report	
Financial Statements	
Statement of Financial Position.....	1
Statement of Operations and Accumulated Surplus.....	2
Statement of Change in Net Debt.....	4
Statement of Cash Flows.....	5
Notes to the Financial Statements.....	6
Schedules	
Schedule 1 - Schedule of Tangible Capital Assets.....	16
Schedule 2 - Schedule of Expenses by Object.....	17
Schedule 3 - Schedule of Revenue and Expenses.....	18
Schedule 4 - Finance / Administration.....	21
Schedule 5 - Education.....	23
Schedule 6 - FNEC.....	24
Schedule 7 - Social Assistance.....	25
Schedule 8 - Economic Development.....	26
Schedule 9 - Environment.....	27
Schedule 10 - Infrastructure Public Works.....	28
Schedule 11 - Capital Base.....	29
Schedule 12 - Secondary Base.....	30
Schedule 13 - CMHC Housing.....	31
Schedule 14 - Crime Prevention.....	32
Schedule 15 - Resource.....	33
Schedule 16 - KETSC.....	34
Schedule 17 - Daycare Center.....	35
Schedule 18 - Capital Fund.....	36

Management's Responsibility

To the Community Members and Chief and Council of Mohawk Council of Kanesatake:


The accompanying financial statements of Mohawk Council of Kanesatake are the responsibility of management and have been approved by Chief and Council.

Management is responsible for the preparation and presentation of the accompanying financial statements, including responsibility for significant accounting judgments and estimates in accordance with Canadian public sector accounting standards. This responsibility includes selecting appropriate accounting principles and methods, and making decisions affecting the measurement of transactions in which objective judgment is required.

In discharging its responsibilities for the integrity and fairness of the financial statements, management designs and maintains the necessary accounting systems and related internal controls to provide reasonable assurance that transactions are authorized, assets are safeguarded and financial records are properly maintained to provide reliable information for the preparation of financial statements.

Council is responsible for overseeing management in the performance of its financial reporting responsibilities, and for approving the financial statements. Council fulfils these responsibilities by reviewing the financial information prepared by management and discussing relevant matters with management and external auditors. Council is also responsible for recommending the appointment of the Mohawk Council of Kanesatake's external auditors.

MNP S.E.N.C.R.L., s.r.l. is appointed by the Chief and Council to audit the financial statements and report directly to them; their report follows. The external auditors have full and free access to, and meet periodically and separately with, both Council and management to discuss their audit findings.



Finance Manager



Portfolio Chief

Independent Auditor's Report

To the Community Members and Chief and Council of Mohawk Council of Kanesatake:

Qualified Opinion

We have audited the financial statements of Mohawk Council of Kanesatake (the "First Nation"), which comprise the statement of financial position as at March 31, 2023, and the statements of operations, accumulated operating surplus, remeasurement gains and losses, changes in net financial assets (net debt) and cash flows for the year then ended, and notes to the financial statements, including a summary of significant accounting policies.

In our opinion, except for the possible effects of the matter described in the Basis for Qualified Opinion section of our report, the accompanying financial statements present fairly, in all material respects, the financial position of the First Nation as at March 31, 2023, and the results of its operations, its remeasurement gains and losses, changes in its net financial assets and its cash flows for the year then ended in accordance with Canadian public sector accounting standards.

Basis for Qualified Opinion

The budgeted results and amounts are not presented as required by PS 1200, Financial Statement Presentation, in the statement of operations and accumulated surplus and the statement of change in net debt. This constitutes a departure from Canadian public sector accounting standards and therefore our opinion for the year ended March 31, 2023 was modified accordingly because of this departure.

Note 3 describes the policy with respect to the Council's tangible capital assets. The policy states that tangible capital assets are recorded at cost. As there was no audit performed between 2002 and 2006, we are unable to determine if the opening balances should reflect any asset additions pertaining to these years. The note also indicates that Council expensed capital asset purchases from 2007 to 2008 to the specific program where the program dictated. In these respects, the financial statements are not in accordance with Canadian public sector accounting standards, and our opinion with respect to the effects of these departures from Canadian public sector accounting standards on the financial statements for the year ended March 31, 2023 was modified accordingly because of the possible effects of this limitation in scope.

We conducted our audit in accordance with Canadian generally accepted auditing standards. Our responsibilities under those standards are further described in the Auditor's Responsibilities for the Audit of the Financial Statements section of our report. We are independent of the First Nation in accordance with the ethical requirements that are relevant to our audit of the financial statements in Canada, and we have fulfilled our other ethical responsibilities in accordance with these requirements. We believe that the audit evidence we have obtained is sufficient and appropriate to provide a basis for our qualified opinion.

Responsibilities of Management and Those Charged with Governance for the Financial Statements

Management is responsible for the preparation and fair presentation of the financial statements in accordance with Canadian public sector accounting standards, and for such internal control as management determines is necessary to enable the preparation of financial statements that are free from material misstatement, whether due to fraud or error.

In preparing the financial statements, management is responsible for assessing the First Nation's ability to continue as a going concern, disclosing, as applicable, matters related to going concern and using the going concern basis of accounting unless management either intends to liquidate the First Nation or to cease operations, or has no realistic alternative but to do so.

Those charged with governance are responsible for overseeing the First Nation's financial reporting process.

Auditor's Responsibilities for the Audit of the Financial Statements

Our objectives are to obtain reasonable assurance about whether the financial statements as a whole are free from material misstatement, whether due to fraud or error, and to issue an auditor's report that includes our opinion. Reasonable assurance is a high level of assurance, but is not a guarantee that an audit conducted in accordance with Canadian generally accepted auditing standards will always detect a material misstatement when it exists. Misstatements can arise from fraud or error and are considered material if, individually or in the aggregate, they could reasonably be expected to influence the economic decisions of users taken on the basis of these financial statements.

As part of an audit in accordance with Canadian generally accepted auditing standards, we exercise professional judgment and maintain professional skepticism throughout the audit. We also:

- Identify and assess the risks of material misstatement of the financial statements, whether due to fraud or error, design and perform audit procedures responsive to those risks, and obtain audit evidence that is sufficient and appropriate to provide a basis for our opinion. The risk of not detecting a material misstatement resulting from fraud is higher than for one resulting from error, as fraud may involve collusion, forgery, intentional omissions, misrepresentations, or the override of internal control.
- Obtain an understanding of internal control relevant to the audit in order to design audit procedures that are appropriate in the circumstances, but not for the purpose of expressing an opinion on the effectiveness of the First Nation's internal control.
- Evaluate the appropriateness of accounting policies used and the reasonableness of accounting estimates and related disclosures made by management.
- Conclude on the appropriateness of management's use of the going concern basis of accounting and, based on the audit evidence obtained, whether a material uncertainty exists related to events or conditions that may cast significant doubt on the First Nation's ability to continue as a going concern. If we conclude that a material uncertainty exists, we are required to draw attention in our auditor's report to the related disclosures in the financial statements or, if such disclosures are inadequate, to modify our opinion. Our conclusions are based on the audit evidence obtained up to the date of our auditor's report. However, future events or conditions may cause the First Nation to cease to continue as a going concern.
- Evaluate the overall presentation, structure and content of the financial statements, including the disclosures, and whether the financial statements represent the underlying transactions and events in a manner that achieves fair presentation.

We communicate with those charged with governance regarding, among other matters, the planned scope and timing of the audit and significant audit findings, including any significant deficiencies in internal control that we identify during our audit.

Montréal, Québec

February 9, 2024

MNP LLP¹







¹ CPA auditor, public accountancy permit no. A124849

Mohawk Council of Kanesatake Statement of Financial Position

As at March 31, 2023

	2023	2022
Financial assets		
Cash and cash equivalents	8,536,024	3,541,538
Funds held in trust (Note 4)	27,348	26,675
Quebec governments grant receivable (Note 5)	2,605,425	842,957
Accounts receivable (Note 6)	3,770,963	3,393,212
Loans receivable (Note 7)	82,014	68,123
Total financial assets	15,021,774	7,872,505
Liabilities		
Accounts payable and accruals (Note 9)	2,076,645	2,200,786
Deferred revenue (Note 10)	12,555,060	7,718,785
Deferred government grants (Note 11)	2,634,061	859,699
Long-term debt (Note 12)	3,633,940	2,877,750
Funding advanced (Note 13)	1,016,877	-
Total liabilities	21,916,583	13,657,020
Net debt	(6,894,809)	(5,784,515)
Commitments (Note 14.)		
Contingencies (Note 15)		
Non-financial assets		
Tangible capital assets (Note 16) (Schedule 1)	15,161,618	13,304,849
Prepaid expenses	447,065	114,732
Total non-financial assets	15,608,683	13,419,581
Accumulated surplus (Note 17)	8,713,874	7,635,066

Approved on behalf of the Council

 _____	Grand Chief	
 _____	Chief	 _____
 _____	Chief	 _____
 _____	Chief	_____ Chief

Mohawk Council of Kanesatake Statement of Operations and Accumulated Surplus

For the year ended March 31, 2023

	Schedules	Budget	2023	2022
Revenue				
Indigenous Services Canada (Note 18)		-	19,052,151	17,406,981
Environment and Climate Change Canada (Note 18)		-	120,669	37,343
First Nations Human Resources Development Commission of Quebec		-	550,872	769,009
First Nations Education Council		-	425,767	1,060,027
First Nations of Quebec and Labrador Health and Social Services Commission		-	199,811	53,105
Canada Mortgage and Housing Corporation (Note 18)		-	12,250	-
Employment and Skills Development Canada (Note 18)		-	836,220	50,134
Ministère de la Famille du Québec (Note 18)		-	609,646	445,470
Finance Quebec (Note 18)		-	465,033	-
Waban-Aki (Note 18)		-	260,051	-
Secrétariat aux affaires Autochtones (Note 18)		-	221,656	93,671
Ministère de la Culture et des Communications (Note 18)		-	167,010	45,000
First Nations Confederacy of Cultural Education Centres		-	96,250	71,500
Economic Development Agency of Canada (Note 18)		-	61,748	150,806
Canadian Environmental Assessment Agency (Note 18)		-	30,000	-
First Nations of Quebec and Labrador Sustainable Development Institute		-	5,222	8,544
Kanesatake Health Center		-	-	900,000
Other		-	220,200	432,109
Administration fees		-	1,175,592	983,386
Deferred revenue - prior year (Note 10)		-	7,718,785	4,514,723
Deferred revenue - current year (Note 10)		-	(12,555,060)	(7,718,785)
Repayment of government funding		-	(21,500)	(21,500)
Adjustment to prior year funding		-	(29,027)	(93,671)
		-	19,623,346	19,187,852
Program expenses				
Finance / Administration	4	-	4,179,487	3,585,931
Education	5	-	4,916,656	4,888,424
FNEC	6	-	509,457	688,853
Social Assistance	7	-	3,151,787	2,721,042
Economic Development	8	-	498,196	921,064
Environment	9	-	672,302	549,680
Infrastructure Public Works	10	-	408,292	443,563
Capital Base	11	-	724,247	230,282
Secondary Base	12	-	750,736	870,220
CMHC Housing	13	-	65,839	44,361
Crime Prevention	14	-	210,160	6,505
Resource	15	-	193,957	126,340
KETSC	16	-	1,047,014	723,073
Daycare Center	17	-	553,420	522,747
Capital Fund	18	-	662,988	611,267
Total expenses (Schedule 2)		-	18,544,538	16,933,352

Continued on next page

Mohawk Council of Kanesatake
Statement of Operations and Accumulated Surplus

For the year ended March 31, 2023

	<i>Schedules</i>	2023	<i>2022</i>
Surplus (deficit) <i>(Continued from previous page)</i>	-	1,078,808	2,254,500
Accumulated surplus, beginning of year	-	7,635,066	5,380,566
Accumulated surplus, end of year	-	8,713,874	7,635,066

The accompanying notes are an integral part of these financial statements

Mohawk Council of Kanesatake
Statement of Change in Net Debt

For the year ended March 31, 2023

	<i>Budget</i>	2023	2022
Annual surplus	-	1,078,808	2,254,500
Purchases of tangible capital assets	-	(2,519,757)	(5,568,922)
Amortization of tangible capital assets	-	662,988	611,267
	-	(1,856,769)	(4,957,655)
Acquisition of prepaid expenses	-	(447,065)	(114,732)
Use of prepaid expenses	-	114,732	98,481
	-	(332,333)	(16,251)
Increase in net debt	-	(1,110,294)	(2,719,406)
Net debt, beginning of year	-	(5,784,515)	(3,065,109)
Net debt, end of year	-	(6,894,809)	(5,784,515)

The accompanying notes are an integral part of these financial statements

Mohawk Council of Kanasatake
Statement of Cash Flows

For the year ended March 31, 2023

	2023	2022
Cash provided by (used for) the following activities		
Operating activities		
Cash receipts from contributors	25,098,074	21,379,733
Cash paid to suppliers	(11,819,730)	(9,954,854)
Cash paid to employees	(6,359,755)	(5,781,846)
Interest on long-term debt	(184,177)	(31,226)
	6,734,412	5,611,807
Financing activities		
Advances of long-term debt	793,722	1,006,278
Repayment of long-term debt	-	(8,769)
	793,722	997,509
Capital activities		
Purchases of tangible capital assets	(2,519,757)	(5,568,922)
Investing activities		
Collection of loans receivable	32,067	98,808
Additions to loan receivable	(45,958)	-
	(13,891)	98,808
Increase in cash resources	4,994,486	1,139,202
Cash and cash equivalents, beginning of year	3,541,538	2,402,336
Cash and cash equivalents, end of year	8,536,024	3,541,538
Supplementary cash flow information		
Government grants receivable	(1,800,000)	-
Deferred government grants	1,800,000	-

The accompanying notes are an integral part of these financial statements

1. Operations

The Mohawk Council of Kanesatake (the "First Nation") is located in the province of Quebec and provides various services to its members. Mohawk Council of Kanesatake includes the Nation's members, government and all related entities that are accountable to the Nation and are either owned or controlled by the Nation.

2. Change in accounting policies

Effective April 1, 2022, the First Nation adopted the recommendations relating to Asset Retirement Obligations and Financial Instruments, as set out in the Canadian public sector accounting standards.

Asset retirement obligations

Effective April 1, 2022, the First Nation adopted the Public Sector Accounting Board's (PSAB) new standard for the recognition, measurement and disclosure of a liability for asset retirement obligations under PS 3280 *Asset Retirement Obligations*. The new standard establishes when to recognize and how to measure a liability for an asset retirement obligation, and provides the related financial statement presentation and disclosure requirements. Pursuant to these recommendations, the change was applied prospectively, and prior periods have not been restated.

There was no material impact on the financial statements from the prospective application of the new accounting recommendations.

Financial instruments

Effective April 1, 2022, the First Nation adopted the Public Sector Accounting Board's (PSAB) new recommendations for the recognition, measurement, presentation and disclosure of financial assets, financial liabilities and derivatives under Section PS 3450 *Financial Instruments*. The new Section is applied prospectively, and prior periods have not been restated. There was no material impact on the financial statements from the prospective application of the new accounting recommendations.

3. Significant accounting policies

These financial statements are the representations of management, prepared in accordance with Canadian public sector accounting standards and include the following significant accounting policies:

Basis of presentation

Sources of revenue and expenses are recorded on the accrual basis of accounting. The accrual basis of accounting recognizes revenue as it becomes available and measurable; expenses are recognized as they are incurred and measurable as a result of the receipt of goods or services and the creation of a legal obligation to pay.

Asset classification

Assets are classified as either financial or non-financial. Financial assets are assets that could be used to discharge existing liabilities or finance future operations. Non-financial assets are acquired, constructed or developed assets that do not normally provide resources to discharge existing liabilities but are employed to deliver government services, may be consumed in normal operations and are not for resale in the normal course of operations. Non-financial assets include tangible capital assets and prepaid expenses.

Net debt

The First Nation's financial statements are presented so as to highlight net debt as the measurement of financial position. The net debt of the First Nation is determined by its financial assets less its liabilities. Net debt is comprised of two components, non-financial assets and accumulated surplus.

Cash and cash equivalents

Cash and cash equivalents include balances with banks and short-term investments with maturities of three months or less. Cash subject to restrictions that prevent its use for current purposes is included in restricted cash.

At year end, the First Nation does not hold any short-term investments.

3. **Significant accounting policies** *(Continued from previous page)*

Tangible capital assets

Tangible capital assets are initially recorded at cost based on historical cost accounting records. Contributed tangible assets are recorded at their fair value at the date of contribution. Tangible capital assets include acquired, built, developed and improved tangible capital assets whose useful life extends beyond one year and which are intended to be used on an ongoing basis for delivering services.

Amortization

Tangible capital assets are amortized on a straight-line basis over their estimated useful lives over the following periods:

	Periods
Roads	40 years
Buildings	40 years
Water & sewage	40 years
Machinery & vehicles	10 years
Furniture & fixtures	10 years
Computer hardware and software	3 years
Fibre Optic Network	25 years

Long-term debt

Long-term financing received to fund tangible capital asset purchases is recognized in the period the financing is acquired and recorded as an increase in long-term debt.

Repayments of long-term financing are recognized as a decrease in long-term debt.

Long-lived assets

Long-lived assets consist of tangible capital assets. Long-lived assets held for use are measured and amortized as described in the applicable accounting policies.

The Nation performs impairment testing on long-lived assets held for use whenever events or changes in circumstances indicate that the carrying amount of an asset, or group of assets, may not be recoverable. The carrying amount of a long-lived asset is not recoverable if the carrying amount exceeds the sum of the undiscounted future cash flows from its use and disposal. Impairment is measured as the amount by which the asset's carrying amount exceeds its fair value. Fair value is measured using discounted future cash flows. Any impairment is included in surplus for the year.

Measurement uncertainty

The preparation of financial statements in conformity with Canadian public sector accounting standards requires management to make estimates and assumptions that affect the reported amounts of assets and liabilities and disclosure of contingent assets and liabilities at the date of the financial statements, and the reported amounts of revenue and expenses during the reporting period.

Accounts receivable are stated after evaluation as to their collectability and an appropriate allowance for doubtful accounts is provided where considered necessary and loans receivable are stated after an allowance for loan impairment. Amortization is based on the estimated useful lives of tangible capital assets. These estimates and assumptions are reviewed periodically and, as adjustments become necessary, they are reported in surplus / deficit in the year in which they become known.

Revenue recognition

Government Transfers

The First Nation recognizes a government transfer as revenue when the transfer is authorized and all eligibility criteria, if any, have been met. A government transfer with stipulations giving rise to an obligation that meets the definition of a liability is recognized as a liability. In such circumstances, the First Nation recognizes revenue as the liability is settled. Transfers of non-depreciable assets are recognized in revenue when received or receivable.

3. Significant accounting policies *(Continued from previous page)*

Externally restricted revenue

The First Nation recognizes externally restricted inflows as revenue in the period the resources are used for the purpose specified in accordance with an agreement or legislation. Until this time, the First Nation records externally restricted inflows in deferred revenue.

Government grants

The Daycare (Tsi' Rontswa'takhwa) receives operating grants based on the number of days attended per child. Any excess or shortfall in this estimation is repaid or recovered from the Government.

Government assistance related to the construction of a portion of the Daycare building and the Kanestatake Youth Center are deferred and amortized at the same rate as the related assets.

Loans receivable

Loans are recorded at principal amounts, less any allowance for anticipated losses, plus accrued interest. Interest revenue is recorded on the accrual basis. Loan and administration fees are amortized over the term of the loan.

Employee future benefits

The First Nation's employee future benefits program consists of a defined benefit plan.

The First Nation is part of a multi-employer plan for which there is insufficient information to apply defined benefit plan accounting. Accordingly, the First Nation is not able to identify its share of the plan assets and liabilities, and therefore, the First Nation uses defined contribution accounting for this plan. Contributions to the plan are expensed as incurred.

Funds held in Ottawa Trust Fund

Funds held in trust on behalf of First Nation members by the Government of Canada in the Ottawa Trust Fund are reported on the statement of financial position with an offsetting amount in accumulated surplus. Trust moneys consist of:

- Capital trust moneys derived from non-renewable resource transactions on the sale of land or other First Nation tangible capital assets; and
- Revenue trust moneys generated primarily through land leasing transactions or interest earned on deposits held in trust.

Segments

The First Nation conducts its business through fourteen reportable segments. These operating segments are established by senior management to facilitate the achievement of the First Nation's long-term objectives to aid in resource allocation decisions and to assess operational performance.

For each reported segment, revenue and expenses represent both amounts that are directly attributable to the segment and amounts that are allocated on a reasonable basis. Therefore, certain allocation methodologies are employed in the preparation of segmented financial information.

The accounting policies used in these segments are consistent with those followed in the preparation of the financial statements as disclosed in the significant accounting policies.

Financial instruments

The First Nation recognizes its financial instruments when the First Nation becomes party to the contractual provisions of the financial instrument. All financial instruments are initially recorded at their fair value.

At initial recognition, the First Nation may irrevocably elect to subsequently measure any financial instrument at fair value. The First Nation has not made such an election during the year.

With the exception of those instruments designated at fair value, all other financial assets and liabilities are subsequently measured at amortized cost using the effective interest rate method.

Transaction costs directly attributable to the origination, acquisition, issuance or assumption of financial instruments subsequently measured at fair value are immediately recognized in operating surplus (deficit). Conversely, transaction costs are added to the carrying amount for those financial instruments subsequently measured at cost or amortized cost.

Mohawk Council of Kanesatake
Notes to the Financial Statements
For the year ended March 31, 2023

3. Significant accounting policies *(Continued from previous page)*

All financial assets except derivatives are tested annually for impairment. Management considers collection experience in determining whether objective evidence of impairment exists. Any impairment, which is not considered temporary, is recorded in the statement of operations. Write-downs of financial assets measured at cost and/or amortized cost to reflect losses in value are not reversed for subsequent increases in value. Reversals of any net remeasurements of financial assets measured at fair value are reported in the statement of remeasurement gains and losses.

The Organization has not presented a statement of remeasurement gains and losses as it does not have any items giving rise to remeasurement gains (losses).

4. Funds held in trust

	2023	2022
Capital Trust		
Balance, beginning and end of year	21,164	21,164
Operating fund		
Balance, beginning of year	5,511	5,096
Interest	673	415
Balance, end of year	6,184	5,511
	27,348	26,675

5. Quebec Government Grant Receivable

The total Quebec Government Grant Receivable balance is as follows:

	2023	2022
"Programme de Financement des Infrastructures" of the Ministère de la Famille (a)		
Balance beginning of year	842,957	880,419
Repayment of capital	(37,532)	(37,462)
Balance, end of year	805,425	842,957
"Kanesatake Youth of Tomorrow Loan" from the Secrétariat aux Affaires Autochtone (b)		
Additions during the year and balance, end of year	1,800,000	-
	2,605,425	842,957

Mohawk Council of Kanésatake

Notes to the Financial Statements

For the year ended March 31, 2023

(a) In 2016, Tsi Rontswa'takhwa (the Daycare) was approved for grants to be received for the construction of its building under the "Programme de Financement des Infrastructures" (PFI) of the Ministère de la Famille (MF). The purpose of these grants is to repay the mortgage on the building being financed by the National Bank of Canada. The MF pays for the interest on this mortgage which is recognized as income by the First Nation. The grant receivable is tied to the PFI mortgage, and thus is reduced by the same amount as the capital repayment each year.

(b) On March 1, 2023, The Organization was approved for grants to be received for the construction of its building under the "Kanésatake Youth of Tomorrow" (KYOT) project from the Secrétariat aux Affaires Autochtone (SAA). The purpose of the grant is to repay the loan for the building being financed by Desjardins. The SAA pays for the interest on this mortgage which is recognized as income by the First Nation. The grant receivable is tied to the KYOT mortgage, and thus is reduced by the same amount as the capital repayment each year.

6. Accounts receivable

	2023	2022
Indigenous Services Canada	2,380,196	2,760,826
Canada Mortgage and Housing Corporation	-	41,535
First Nations Education Council	117,058	230,099
Province of Quebec	843,375	84,476
Other receivables	413,552	248,717
Commodity taxes receivable	20,556	31,333
	3,774,737	3,396,986
Less: Allowance for doubtful accounts	3,774	3,774
	3,770,963	3,393,212

7. Loans receivable

The loans receivable are unsecured loans made to community members and are non-interest bearing with no fixed terms of repayment.

8. Credit facility

The First Nation has an authorized credit facility of \$200,000 of which \$Nil (2022 - \$Nil) was used as at March 31, 2023. Advances bear interest at prime plus 2.5% (2022 - prime plus 2.5%). The line of credit is secured by a first rank moveable hypothec on all receivables and is renewable on an annual basis.

9. Accounts payable and accruals

	2023	2022
Accounts payable and accruals	1,398,615	1,473,220
Salaries payable	641,098	677,875
Government funding repayable	36,932	49,691
	2,076,645	2,200,786

Mohawk Council of Kanesatake

Notes to the Financial Statements

For the year ended March 31, 2023

10. Deferred revenue

Deferred revenue consists of contributions received under various programs which the Nation did not fully expend during the year. Unless otherwise indicated, deferred revenues are a result of funding provided by ISC. The total unexpended contributions are as follows:

	<i>Balance, beginning of year</i>	<i>Contributions received</i>	<i>Amount recognized as revenue</i>	<i>Balance, end of year</i>
Indigenous Services Canada	7,419,808	18,454,431	14,747,292	11,126,947
Employment and Skills Development Canada	-	836,220	127,065	709,155
Economic Development Agency of Canada	10,000	61,748	71,748	-
Environment and Climate Change Canada	119,611	120,669	180,779	59,501
First Nations of Quebec and Labrador Sustainable Development Institute	-	5,222	2,114	3,108
Ministère de la Culture et des Communications	35,951	167,010	97,749	105,212
Kanesatake Health Center	56,612	-	56,612	-
Secrétariat aux Affaires Autochtone	18,631	221,656	240,287	-
University of Ottawa	17,414	-	17,414	-
Finances Quebec	-	465,033	457,448	7,585
First Nation of Quebec and Labrador Health and Social Services Commission	40,758	199,811	94,909	145,660
First Nations Education Council	-	-	-	397,892
	7,718,785	20,531,800	16,093,417	12,555,060

11. Deferred government grant - Programme de Financement des Infrastructures

	2023	2022
"Programme de Financement des Infrastructures" of the Ministère de la Famille		
Balance, beginning of year	859,699	885,337
Less: amount recognized as revenue during the year	(25,638)	(25,638)
	834,061	859,699
"Kanesatake Youth of Tomorrow Loan" from the Secrétariat aux Affaires Autochtone		
Additions during the year	1,800,000	-
	2,634,061	859,699

Mohawk Council of Kanestatake
Notes to the Financial Statements
For the year ended March 31, 2023

12. Long-term debt

	2023	2022
ISC loan related to land claim negotiation expenses incurred from 2012 to 2017, repayable without interest on the date on which the claim is settled (note 14(c))	1,028,515	1,028,515
PFI mortgage with National Bank of Canada, bearing interest at 3.637% per annum, repayable in semi-annual installments of \$18,731 plus interest and maturing in October 2024. The mortgage is secured by a moveable hypothec on the daycare building and equipment having a carrying value of \$833,808	805,425	842,957
Desjardins construction loan of up to \$2,000,000 for the construction of a new community centre, bearing interest at prime plus 3% per annum until the loan is fully disbursed, at which point the interest rate will increase to prime plus 6.30%. The loan will be repayable commencing six months after it is fully disbursed in bi-annual principal payments of \$136,825 for a period of five years, with any remaining balance due after 5 years.	1,800,000	1,006,278
	3,633,940	2,877,750

Principal repayments on long-term debt in each of the next five years are as follows:

	Scheduled payments	Loans subject to renegotiation	Total
2024	136,824	37,462	174,286
2025	273,649	767,963	1,041,612
2026	273,649	-	273,649
2027	273,649	-	273,649
2028	273,649	-	273,649
	1,231,420	805,425	2,036,845
Thereafter	568,580	1,028,515	1,597,095

13. Funding advance

The funding advance is comprised of funding received from Indigenous Services Canada authorized for fiscal year 2023 - 2024.

14. Commitments

Loan guarantees were provided to the Bank of Montreal, Caisse Populaire Desjardins and TD Canada Trust for on-reserve housing loan program. The amount of guarantees are as follows:

	Number of Guarantees Provided	Total value of guarantees provided
Bank of Montreal	2	272,864
Desjardins	2	136,889
TD Canada Trust	2	344,464
	6	754,217

15. Contingencies

During the normal course of its operations, the Council is subject to various legal claims. With regards to these claims, no reference to any expense or to any revenue, allocations, transfer, contributions or other income as being deferred or surplus constitutes an admission of any legal obligation by Council to any party for any reason. No reference to any account or liability as payable or accrued and no reference to any amount as a liability, as owing or as a debt of any kind constitutes an admission of any legal obligation by Council to any party for any reason. More particularly, such references are made only in order to comply with Canadian public sector accounting standards, and the preparations of the Council's financial statements by management does not include any authorization to make admissions as to legal obligations. For greater clarity, the approval of the financial statements by Council does not necessarily include an acknowledgement of any right enjoyed by any other party.

a) On October 26, 2004, two default judgments were rendered against Council, in the amounts of approximately \$537,000 and \$163,000 with 8% interest from varying dates. Council is unable to determine the probability of the final outcome and determination of these claims, given that the issue of their validity may be heard by the Supreme Court of Canada and that a significant amount of time has passed without any sacrifice of economic benefit as a result of them. Moreover, Council is of the opinion that it is unlikely that there would be any future sacrifice of significant economic benefits by the Nation, and that, if any sacrifice did occur, it is impossible to determine the date or total amount of such sacrifice. For these reasons, no amount related to these claims has been accrued in Council's statements in accordance with the guidance provided by PS 3300 Contingent Liabilities.

b) The First Nation has entered into contribution agreements with various government departments and agencies. Funding received under these contribution agreements may be subject to repayment upon final review by the various funders of the eligibility of expenses.

c) Mohawk Council of Kanesatake has incurred certain financial obligations with respect to the research, development and negotiation of its specific claim relating to the Seigneurie of the Lake of Two Mountains. Indigenous Services Canada has provided Council with an interim loan to assist them in meeting these obligations. As at March 31, 2023, the outstanding loan is \$1,028,515. The advance is secured by a promissory note (Note 12) which is payable on the date on which the claim is settled.

16. Tangible capital assets

The tangible capital assets reconciliation is included in Schedule 1.

Daycare building and furniture and fixtures having a capitalized cost of \$936,612 have been subsidized by the Ministère de la Famille under the Programme de Financement des Infrastructures (*Notes 5, 11 and 12*). As at March 31, 2023, the net book value of the assets financed under the PFI program is \$833,869 (2022 - \$859,602).

Community Hall (under construction) having a capitalized cost of \$4,577,759 has been subsidized by the Secrétariat aux Affaires Autochtone under the Kanesatake Youth of Tomorrow Loan (*Notes 5, 11 and 12*). As at March 31, 2023, the net book value of the assets financed under the KYOT program is \$4,577,759 (2022 - \$3,830,167). Additionally, the Kanesatake Health Center has contributed towards the cost of the community-owned building. Upon completion of the building, the First Nation will record the costs incurred on its behalf by the health center as a contributed capital asset. As at March 31, 2023, the total amount the Kanesatake Health Center has contributed towards the cost is \$1,042,921.

Mohawk Council of Kanesatake
Notes to the Financial Statements
For the year ended March 31, 2023

17. Accumulated surplus

Accumulated surplus consists of the following:

	2023	2022
Accumulated operating surplus		
Capital asset fund	12,556,193	11,455,614
Operating deficit	(4,267,559)	(4,352,790)
	8,288,634	7,102,824
Externally Restricted		
Ottawa Trust Funds	27,348	26,675
First Nation Education Council	397,892	505,567
	425,240	532,242
	8,713,874	7,635,066

18. Government transfers

During the year, the First Nation recognized the following government transfers:

	Operating and capital	Deferrals and repayments	2023	2022
Federal Government Transfers				
Indigenous Services Canada	19,052,151	(3,707,139)	15,345,012	13,673,386
Canada Mortgage and Housing Corporation	12,250	-	12,250	-
Employment and Skills Development Canada	836,220	(709,155)	127,065	50,134
Canadian Environmental Assessment Agency	30,000	-	30,000	88,400
Economic Development Agency of Canada	61,748	10,000	71,748	155,656
Environment and Climate Change Canada	120,669	60,110	180,779	73,332
	20,113,038	(4,346,184)	15,766,854	14,040,908
Provincial Government Transfers				
Secrétariat aux Affaires Autochtone	221,656	18,631	240,287	75,040
Ministère de la Famille du Québec	609,646	-	609,646	445,470
Ministère de la Culture et des Communications	167,010	(69,261)	97,749	31,707
Finances Quebec	465,033	(7,585)	457,448	-
	1,463,345	(58,215)	1,405,130	552,217
Territorial government transfers				
Waban-Aki	260,051	-	260,051	396,378
	21,836,434	(4,404,399)	17,432,035	14,989,503

19. Defined benefit pension plan

Multi-employer plan

The First Nation participates in a multi-employer benefit plan on behalf of its employees. The First Nation's contributions to this plan and corresponding expense totaled \$370,745 (2022 - \$372,666).

20. Economic dependence

Mohawk Council of Kanesatake receives 82% (2022 - 81%) of its revenue from Indigenous Services Canada (ISC). The ability of Mohawk Council of Kanesatake to continue operations is dependent upon the Government of Canada's continued financial commitments.

21. Issuance of financial statements after July 30, 2023

The First Nation is required to post its financial statements on a website and submit the financial statements to ISC by July 30, 2023. As the audit report is dated after this date, the First Nation is in violation of this requirement. The possible effect of this violation has not yet been determined.

22. Financial Instruments

The First Nation as part of its operations carries a number of financial instruments. It is management's opinion that the First Nation is not exposed to significant interest, currency or credit risks arising from these financial instruments except as otherwise disclosed.

Credit Risk

Credit risk is the risk of financial loss because a counter party to a financial instrument fails to discharge its contractual obligations.

Risk management

The First Nation manages its credit risk by performing regular credit assessments of its receivables and providing allowances for potentially uncollectible accounts receivable.

A credit concentration exists related to accounts receivable because substantially all of its accounts receivable are from government agencies. However, the First Nation believes that there is minimal risk associated with the collection of these amounts.

23. Comparative figures

Certain comparative figures have been reclassified to conform with current year's presentation.

Mohawk Council of Kanata
Schedule 1 - Schedule of Tangible Capital Assets
For the year ended March 31, 2023

	Roads	Buildings	Water & sewage	Machinery & vehicles	Computer equipment	Furniture & fixtures	Daycare building	Daycare furniture & fixtures	Fibre Optic Network	Community Hall (under construction)	2023	2022
Cost												
Balance, beginning of year	6,449,883	9,409,279	1,222,960	1,465,242	650,121	809,437	906,986	29,627	247,500	3,830,167	25,021,202	19,452,280
Acquisition of tangible capital assets	741,061	657,108	-	264,467	80,459	29,070	-	-	-	-	1,772,165	1,738,755
Construction-in-progress	-	-	-	-	-	-	-	-	-	747,592	747,592	3,830,167
Balance, end of year	7,190,944	10,066,387	1,222,960	1,729,709	730,580	838,507	906,986	29,627	247,500	4,577,759	27,540,959	25,021,202
Accumulated amortization												
Balance, beginning of year	3,841,515	4,984,093	758,815	1,033,345	628,728	363,147	68,121	8,889	29,700	-	11,716,353	11,105,086
Annual amortization	88,861	298,055	35,703	90,869	48,214	65,653	22,771	2,962	9,900	-	662,988	611,267
Balance, end of year	3,930,376	5,282,148	794,518	1,124,214	676,942	428,800	90,892	11,851	39,600	-	12,379,341	11,716,353
Net book value of tangible capital assets	3,260,568	4,784,239	428,442	605,495	53,638	409,707	816,094	17,776	207,900	4,577,759	15,161,618	13,304,849
2022 Net book value of tangible capital assets	2,608,368	4,425,186	464,145	431,897	21,393	446,290	838,865	20,738	217,800	3,830,167	13,304,849	

Mohawk Council of Kanesatake
Schedule 2 - Schedule of Consolidated Expenses by Object
For the year ended March 31, 2023

	<i>Budget</i>	2023	2022
Expenses by object			
Salaries and benefits	-	6,359,755	5,781,846
Social assistance allowance	-	2,414,483	2,185,756
Professional fees - other	-	1,394,988	1,609,351
Internal billing - MCK administration fees	-	1,175,592	982,647
Employability measures (KETSC)	-	833,088	597,518
Student allowances and living expenses	-	775,630	921,142
Transfer to Kanesatake Health Center	-	699,045	-
Amortization	-	662,988	611,267
Repairs and maintenance	-	655,717	447,931
Pension plan benefits	-	370,745	372,666
Materials	-	305,644	304,511
Water system installation	-	302,022	353,415
Professional fees - legal	-	285,978	285,553
Insurance	-	267,198	207,109
Tuition fees	-	246,798	197,797
Rent, utilities and other occupancy costs	-	197,989	175,174
Interest on long-term debt	-	184,177	31,226
Training	-	169,612	109,497
Specialized equipment	-	169,146	143,313
Computer equipment and software	-	144,305	95,500
Equipment leasing	-	138,333	129,083
Office supplies	-	107,812	70,657
Fuel	-	107,372	41,816
Program delivery expense	-	93,905	104,030
Books and supplies	-	79,834	68,849
Nutritional supplies	-	77,677	38,910
Telecommunications	-	72,205	86,180
Vehicle expenses	-	57,203	41,803
Housing grant	-	53,685	40,200
Travel	-	50,992	20,227
Community donations	-	37,879	60,381
Advertising	-	30,297	6,471
Membership fees	-	20,399	25,545
Payroll contracted services	-	15,003	13,843
Community events	-	10,795	1,240
Covid Support Payments	-	8,699	616,455
Contracts	-	6,346	19,274
Postal fees	-	4,559	8,530
Snow removal	-	3,476	2,850
Bank interest & charges	-	2,055	3,476
Conference registration fees	-	1,625	1,188
Management fees	-	-	22,181
Miscellaneous	-	(44)	29,286
Bad debts (recovery)	-	(50,469)	67,658
	-	18,544,538	16,933,352

Mohawk Council of Kanesatake
Schedule 3 - Schedule of Revenue and Expenses
For the year ended March 31, 2023

	Schedule #	ISC Revenue	Other Revenue	Total Revenue	Total Expenses	Adjustments/ Transfers From (To)	Current Surplus (Deficit)	Prior Year Surplus (Deficit)
Segment schedules								
Finance / Administration	4	2,955,157	2,064,866	5,020,023	4,180,356	(383,420)	456,247	24,169
Education	5	8,727,109	(3,479,881)	5,247,228	4,916,656	(209,348)	121,224	(23,276)
FNEC	6	-	27,875	27,875	509,457	(34,801)	(516,383)	371,174
Social Assistance	7	3,759,982	(575,389)	3,184,593	3,151,787	(32,806)	-	(30,939)
Economic Development	8	421,800	96,037	517,837	498,196	(42)	19,599	(17,041)
Environment	9	753,000	(16,824)	736,176	672,302	(39,109)	24,765	(82,234)
Infrastructure Public Works	10	291,697	68,540	360,237	408,292	48,055	-	(77,067)
Capital Base	11	892,094	70,512	962,606	724,247	(238,359)	-	-
Secondary Base	12	510,812	834,479	1,345,291	750,736	(1,488,654)	(894,099)	(2,970,015)
CMHC Housing	13	75,500	(7,661)	67,839	65,839	-	-	(30,354)
Crime Prevention	14	667,000	(249,057)	417,943	210,160	(207,783)	-	-
Resource	15	-	193,957	193,957	193,957	-	-	(22,621)
KETSC	16	-	855,278	855,278	1,046,145	66,510	(124,357)	174,860
Daycare Center	17	-	688,463	688,463	553,420	-	135,043	(19,811)
Capital Fund	18	-	-	-	662,988	2,519,757	1,856,769	4,957,655
Surplus (Deficit)		19,052,151	571,195	19,623,346	18,544,538	-	1,078,808	2,254,500

Mohawk Council of Kanesatake
Finance / Administration
Schedule 4 - Schedule of Revenue and Expenses
For the year ended March 31, 2023

	<i>Budget</i>	2023	2022
Revenue			
Indigenous Services Canada	-	2,955,157	3,071,115
Environment and Climate Change Canada	-	77,034	37,343
First Nations of Quebec and Labrador Health and Social Services Commission	-	75,000	-
Finance Quebec	-	437,177	-
Secrétariat aux affaires Autochtones	-	154,313	-
Waban-Aki	-	260,051	-
Other	-	98,564	78,551
Administration fees	-	1,175,592	983,386
Deferred revenue - prior year	-	1,497,732	937,437
Deferred revenue - current year	-	(1,710,597)	(1,497,732)
	-	5,020,023	3,610,100
Expenses			
Salaries	-	1,651,383	1,519,323
Transfer to Kanesatake Health Center	-	699,045	-
Professional fees - other	-	577,213	461,748
Professional fees - legal	-	285,978	285,553
Interest on long-term debt	-	154,313	-
Insurance	-	139,935	38,191
Internal billing - MCK administration fees	-	130,787	146,249
Pension plan benefits	-	127,617	135,451
Benefits	-	91,238	91,504
Computer equipment and software	-	62,768	52,822
Materials	-	37,804	11,015
Telecommunications	-	31,111	47,869
Advertising	-	30,000	2,980
Office supplies	-	26,693	31,255
Community donations	-	22,879	37,381
Equipment leasing	-	22,483	15,971
Nutritional supplies	-	21,943	19,852
Rent, utilities and other occupancy costs	-	20,886	32,290
Specialized equipment	-	17,207	58,704
Training	-	16,827	85,473
Membership fees	-	16,230	22,387
Travel	-	16,213	4,613
Payroll contracted services	-	12,672	11,758
Covid Support Payments	-	8,699	368,619
Postal fees	-	3,711	2,994
Bank interest & charges	-	2,055	3,476
Fuel	-	1,885	10,675
Conference registration fees	-	450	1,159
Contracts	-	414	402
Repairs and maintenance	-	386	152
Management fees	-	-	22,181
Bad debts (recovery)	-	(50,469)	63,884
	-	4,180,356	3,585,931
Surplus before transfers	-	839,667	24,169

Transfers

Transfer to capital fund	-	(373,233)	-
Transfers between programs	-	(10,187)	-
	-	(383,420)	-
Surplus	-	456,247	24,169

Mohawk Council of Kanasatake
Education
Schedule 5 - Schedule of Revenue and Expenses
For the year ended March 31, 2023

	<i>Budget</i>	2023	2022
Revenue			
Indigenous Services Canada	-	8,727,109	5,573,204
Other	-	28,894	775
Deferred revenue - prior year	-	1,350,305	641,474
Deferred revenue - current year	-	(4,859,080)	(1,350,305)
	-	5,247,228	4,865,148
Expenses			
Salaries	-	2,329,565	2,161,565
Student allowances and living expenses	-	668,530	786,502
Internal billing - MCK administration fees	-	554,686	459,841
Tuition fees	-	246,798	197,179
Pension plan benefits	-	193,618	207,579
Repairs and maintenance	-	135,940	108,633
Rent, utilities and other occupancy costs	-	128,583	111,029
Benefits	-	126,336	134,053
Professional fees - other	-	85,621	355,845
Materials	-	83,979	34,999
Computer equipment and software	-	81,874	30,696
Books and supplies	-	79,834	68,849
Insurance	-	44,593	55,795
Equipment leasing	-	40,310	25,238
Program delivery expense	-	25,000	70,000
Nutritional supplies	-	17,201	888
Fuel	-	14,278	8,445
Telecommunications	-	13,275	15,609
Vehicle expenses	-	12,146	7,033
Travel	-	10,238	-
Community donations	-	10,000	15,000
Specialized equipment	-	5,610	13,987
Office supplies	-	3,617	2,486
Snow removal	-	3,000	2,850
Membership fees	-	1,000	-
Training	-	626	-
Postal fees	-	398	421
Contracts	-	-	13,902
	-	4,916,656	4,888,424
Surplus (deficit) before transfers	-	330,572	(23,276)
Transfers			
Transfer to capital fund	-	(245,315)	-
Transfers between programs	-	35,967	-
	-	(209,348)	-
Surplus (deficit)	-	121,224	(23,276)

Mohawk Council of Kanasatake
FNEC
Schedule 6 - Schedule of Revenue and Expenses
For the year ended March 31, 2023

	<i>Budget</i>	2023	<i>2022</i>
Revenue			
First Nations Education Council	-	425,767	1,060,027
Deferred revenue - current year	-	(397,892)	-
	-	27,875	1,060,027
Expenses			
Professional fees - other	-	231,355	121,821
Salaries	-	93,857	341,428
Materials	-	93,838	149,552
Internal billing - MCK administration fees	-	53,092	44,355
Training	-	18,474	6,200
Nutritional supplies	-	6,984	2,461
Benefits	-	6,458	14,410
Pension plan benefits	-	5,323	-
Travel	-	475	(240)
Office supplies	-	-	24
Computer equipment and software	-	(399)	8,842
	-	509,457	688,853
Surplus (deficit) before transfers	-	(481,582)	371,174
Transfers			
Transfer to capital fund	-	(34,801)	-
Surplus (deficit)	-	(516,383)	371,174
Accumulated surplus, beginning of year	-	505,567	134,393
Accumulated surplus (deficit), end of year	-	(10,816)	505,567

Mohawk Council of Kanesatake
Social Assistance
Schedule 7 - Schedule of Revenue and Expenses
For the year ended March 31, 2023

	<i>Budget</i>	2023	2022
Revenue			
Indigenous Services Canada	-	3,759,982	3,282,411
First Nations of Quebec and Labrador Health and Social Services Commission	-	73,539	-
Deferred revenue - prior year	-	2,373,787	1,781,479
Deferred revenue - current year	-	(3,022,715)	(2,373,787)
	-	3,184,593	2,690,103
Expenses			
Social assistance allowance	-	2,414,483	2,185,756
Salaries	-	220,568	168,362
Student allowances and living expenses	-	107,100	134,640
Specialized equipment	-	102,342	5
Training	-	99,104	2,924
Internal billing - MCK administration fees	-	67,690	48,493
Professional fees - other	-	64,360	70,943
Office supplies	-	32,123	29,010
Benefits	-	13,585	6,679
Telecommunications	-	9,300	450
Nutritional supplies	-	5,413	-
Community donations	-	5,000	8,000
Materials	-	3,000	464
Equipment leasing	-	2,805	1,286
Travel	-	1,676	1,766
Pension plan benefits	-	1,343	-
Community events	-	750	-
Contracts	-	491	783
Repairs and maintenance	-	398	5,881
Snow removal	-	238	-
Computer equipment and software	-	62	3,080
Insurance	-	-	600
Postal fees	-	-	4,226
Program delivery expense	-	-	15,506
Employability measures (KETSC)	-	-	2,902
Miscellaneous	-	(44)	29,286
	-	3,151,787	2,721,042
Surplus (deficit) before transfers	-	32,806	(30,939)
Transfers			
Transfer to capital fund	-	(32,806)	-
Surplus (deficit)	-	-	(30,939)

Mohawk Council of Kanesatake
Economic Development
Schedule 8 - Schedule of Revenue and Expenses
For the year ended March 31, 2023

	<i>Budget</i>	2023	<i>2022</i>
Revenue			
Indigenous Services Canada	-	421,800	668,377
Economic Development Agency of Canada	-	61,748	150,806
Secrétariat aux affaires Autochtones	-	67,343	93,671
Other	-	8,463	81,183
Repayment of government funding	-	(21,500)	(21,500)
Deferred revenue - prior year	-	155,941	181,098
Deferred revenue - current year	-	(146,931)	(155,941)
Adjustment to prior year funding	-	(29,027)	(93,671)
	-	517,837	904,023
Expenses			
Salaries	-	237,414	258,296
Professional fees - other	-	101,141	289,719
Program delivery expense	-	44,386	29,340
Internal billing - MCK administration fees	-	40,069	27,160
Benefits	-	23,044	10,297
Training	-	11,626	8,100
Equipment leasing	-	9,457	16,300
Office supplies	-	7,036	2,503
Materials	-	3,908	14,177
Rent, utilities and other occupancy costs	-	3,794	2,801
Travel	-	3,081	2,919
Community events	-	3,000	-
Pension plan benefits	-	2,293	-
Telecommunications	-	1,950	6,492
Fuel	-	1,572	2,478
Nutritional supplies	-	1,564	485
Vehicle expenses	-	1,410	302
Membership fees	-	1,078	1,108
Postal fees	-	271	722
Specialized equipment	-	102	-
Conference registration fees	-	-	29
Covid Support Payments	-	-	247,836
	-	498,196	921,064
Surplus (deficit) before transfers	-	19,641	(17,041)
Transfers			
Transfers between programs	-	(42)	-
Surplus (deficit)	-	19,599	(17,041)

Mohawk Council of Kanesatake
Environment
Schedule 9 - Schedule of Revenue and Expenses
For the year ended March 31, 2023

	<i>Budget</i>	2023	2022
Revenue			
Indigenous Services Canada	-	753,000	466,367
Environment and Climate Change Canada	-	43,635	-
Canadian Environmental Assessment Agency	-	30,000	-
First Nations of Quebec and Labrador Sustainable Development Institute	-	5,222	8,544
Other	-	-	5,000
Deferred revenue - prior year	-	236,920	285,655
Deferred revenue - current year	-	(332,601)	(236,920)
	-	736,176	528,646
Expenses			
Salaries	-	370,237	203,133
Professional fees - other	-	104,959	213,258
Equipment leasing	-	58,497	67,254
Internal billing - MCK administration fees	-	49,378	-
Office supplies	-	36,184	2,407
Benefits	-	14,585	7,709
Insurance	-	10,256	13,924
Community events	-	7,045	-
Travel	-	5,773	7,394
Telecommunications	-	4,719	6,000
Vehicle expenses	-	3,449	-
Rent, utilities and other occupancy costs	-	2,793	2,079
Fuel	-	2,786	-
Nutritional supplies	-	2,209	-
Pension plan benefits	-	1,845	-
Materials	-	1,653	1,834
Postal fees	-	179	80
Advertising	-	105	3,491
Repairs and maintenance	-	89	14
Training	-	-	5,250
Computer equipment and software	-	-	60
Specialized equipment	-	(4,439)	15,793
	-	672,302	549,680
Surplus (deficit) before transfers	-	63,874	(21,034)
Transfers			
Transfer to capital fund	-	(39,109)	(61,200)
Surplus (deficit)	-	24,765	(82,234)

Mohawk Council of Kanesatake
Infrastructure Public Works
Schedule 10 - Schedule of Revenue and Expenses
For the year ended March 31, 2023

	<i>Budget</i>	2023	2022
Revenue			
Indigenous Services Canada	-	291,697	458,882
Other	-	9,195	9,642
Deferred revenue - prior year	-	148,721	46,693
Deferred revenue - current year	-	(89,376)	(148,721)
	-	360,237	366,496
Expenses			
Repairs and maintenance	-	83,871	60,211
Materials	-	58,836	46,785
Salaries	-	52,336	81,393
Insurance	-	50,139	63,841
Professional fees - other	-	50,000	50,000
Vehicle expenses	-	40,198	34,101
Specialized equipment	-	25,824	32,424
Rent, utilities and other occupancy costs	-	14,390	13,060
Fuel	-	12,731	19,886
Water system installation	-	6,400	3,000
Internal billing - MCK administration fees	-	5,000	29,170
Benefits	-	2,735	2,910
Telecommunications	-	1,735	3,650
Contracts	-	1,660	1,261
Pension plan benefits	-	1,267	-
Travel	-	1,170	2,118
Office supplies	-	-	141
Training	-	-	(475)
Postal fees	-	-	87
	-	408,292	443,563
Deficit before transfers	-	(48,055)	(77,067)
Transfers			
Transfers between programs	-	48,055	-
Surplus (deficit)	-	-	(77,067)

Mohawk Council of Kanasatake
Capital Base
Schedule 11 - Schedule of Revenue and Expenses
For the year ended March 31, 2023

	<i>Budget</i>	2023	<i>2022</i>
Revenue			
Indigenous Services Canada	-	892,094	624,958
Deferred revenue - prior year	-	494,277	148,151
Deferred revenue - current year	-	(423,765)	(494,277)
	-	962,606	278,832
Expenses			
Repairs and maintenance	-	308,427	147,326
Salaries	-	206,591	-
Professional fees - other	-	82,320	-
Housing grant	-	53,685	40,200
Internal billing - MCK administration fees	-	39,317	42,240
Benefits	-	12,572	-
Materials	-	9,823	-
Training	-	4,197	-
Travel	-	3,022	-
Contracts	-	2,777	516
Telecommunications	-	660	-
Conference registration fees	-	600	-
Rent, utilities and other occupancy costs	-	250	-
Office supplies	-	6	-
	-	724,247	230,282
Surplus before transfers	-	238,359	48,550
Transfers			
Transfer to capital fund	-	(191,117)	(48,550)
Transfers between programs	-	(47,242)	-
	-	(238,359)	(48,550)
Surplus (deficit)	-	-	-

Mohawk Council of Kanesatake
Secondary Base
Schedule 12 - Schedule of Revenue and Expenses
For the year ended March 31, 2023

	<i>Budget</i>	2023	<i>2022</i>
Revenue			
Indigenous Services Canada	-	510,812	3,050,777
Kanesatake Health Center	-	-	900,000
Other	-	-	140,585
Deferred revenue - prior year	-	1,067,404	335,419
Deferred revenue - current year	-	(232,925)	(1,067,404)
	-	1,345,291	3,359,377
Expenses			
Salaries	-	172,645	184,464
Repairs and maintenance	-	125,755	94,510
Water system installation	-	295,622	350,415
Internal billing - MCK administration fees	-	84,676	150,245
Professional fees - other	-	46,962	28,482
Benefits	-	8,480	6,384
Materials	-	5,022	34,164
Travel	-	4,538	1,040
Rent, utilities and other occupancy costs	-	4,330	-
Telecommunications	-	1,976	600
Pension plan benefits	-	718	-
Specialized equipment	-	12	18,857
Fuel	-	-	332
Vehicle expenses	-	-	367
Contracts	-	-	360
	-	750,736	870,220
Surplus before transfers	-	594,555	2,489,157
Transfers			
Transfer to capital fund	-	(1,488,654)	(5,459,172)
Deficit	-	(894,099)	(2,970,015)

Mohawk Council of Kanesatake
CMHC Housing
Schedule 13 - Schedule of Revenue and Expenses
For the year ended March 31, 2023

	<i>Budget</i>	2023	<i>2022</i>
Revenue			
Indigenous Services Canada	-	73,500	40,000
Canada Mortgage and Housing Corporation	-	12,250	-
Deferred revenue - prior year	-	52,638	26,645
Deferred revenue - current year	-	(72,549)	(52,638)
	-	65,839	14,007
Expenses			
Salaries	-	61,255	12,523
Internal billing - MCK administration fees	-	2,345	-
Benefits	-	2,005	2,038
Pension plan benefits	-	234	-
Repairs and maintenance	-	-	29,800
	-	65,839	44,361
Surplus (deficit)	-	-	(30,354)

Mohawk Council of Kanasatake
Crime Prevention
Schedule 14 - Schedule of Revenue and Expenses
For the year ended March 31, 2023

	<i>Budget</i>	2023	<i>2022</i>
Revenue			
Indigenous Services Canada	-	667,000	-
Deferred revenue - prior year	-	101,551	108,056
Deferred revenue - current year	-	(350,608)	(101,551)
	-	417,943	6,505
Expenses			
Internal billing - MCK administration fees	-	100,050	-
Fuel	-	74,120	-
Training	-	12,000	-
Rent, utilities and other occupancy costs	-	11,692	-
Specialized equipment	-	8,598	-
Professional fees - other	-	3,700	-
Insurance	-	-	6,505
	-	210,160	6,505
Surplus (deficit) before transfers	-	207,783	-
Transfers			
Transfer to capital fund	-	(106,232)	-
Transfers between programs	-	(101,551)	-
	-	(207,783)	-
Surplus (deficit)	-	-	-

Mohawk Council of Kanasatake
Resource
Schedule 15 - Schedule of Revenue and Expenses
For the year ended March 31, 2023

	<i>Budget</i>	2023	<i>2022</i>
Revenue			
Ministère de la Culture et des Communications	-	167,010	45,000
First Nations Confederacy of Cultural Education Centres	-	96,250	71,500
Other	-	-	512
Deferred revenue - prior year	-	35,909	22,616
Deferred revenue - current year	-	(105,212)	(35,909)
	-	193,957	103,719
Expenses			
Salaries	-	141,580	115,168
Professional fees - other	-	13,897	-
Specialized equipment	-	12,248	-
Benefits	-	10,033	4,765
Training	-	4,613	-
Materials	-	2,600	-
Internal billing - MCK administration fees	-	2,386	-
Insurance	-	2,096	2,562
Telecommunications	-	1,338	1,222
Travel	-	1,336	617
Pension plan benefits	-	809	-
Nutritional supplies	-	750	-
Office supplies	-	271	148
Tuition fees	-	-	618
Community events	-	-	1,240
	-	193,957	126,340
Surplus (deficit)	-	-	(22,621)

Mohawk Council of Kanesatake
KETSC
Schedule 16 - Schedule of Revenue and Expenses
For the year ended March 31, 2023

	<i>Budget</i>	2023	<i>2022</i>
Revenue			
Indigenous Services Canada	-	-	170,890
First Nations Human Resources Development Commission of Quebec	-	550,872	769,009
Employment and Skills Development Canada	-	836,220	50,134
Finance Quebec	-	27,856	-
Other	-	17,637	70,742
Deferred revenue - prior year	-	162,842	-
Deferred revenue - current year	-	(740,149)	(162,842)
	-	855,278	897,933
Expenses			
Employability measures (KETSC)	-	833,088	594,616
Salaries	-	104,527	86,218
Internal billing - MCK administration fees	-	44,173	34,894
Program delivery expense	-	24,519	(10,816)
Pension plan benefits	-	10,810	6,966
Professional fees - other	-	7,750	-
Equipment leasing	-	4,781	3,034
Travel	-	3,470	-
Benefits	-	4,180	3,252
Telecommunications	-	3,765	2,110
Insurance	-	2,077	2,549
Rent, utilities and other occupancy costs	-	2,000	250
Conference registration fees	-	575	-
Snow removal	-	238	-
Advertising	-	192	-
	-	1,046,145	723,073
Transfers			
Transfer to capital fund	-	(8,490)	-
Transfers between programs	-	75,000	-
	-	66,510	-
Surplus (deficit)	-	(124,357)	174,860

Mohawk Council of Kanasatake
Daycare Center
Schedule 17 - Schedule of Revenue and Expenses
For the year ended March 31, 2023

	<i>Budget</i>	2023	<i>2022</i>
Revenue			
First Nations of Quebec and Labrador Health and Social Services Commission	-	51,272	53,105
Ministère de la Famille du Québec	-	609,646	445,470
Other	-	57,447	45,119
Deferred revenue - prior year	-	40,758	-
Deferred revenue - current year	-	(70,660)	(40,758)
	-	688,463	502,936
Expenses			
Salaries	-	381,316	346,987
Interest on long-term debt	-	29,864	31,226
Professional fees - other	-	25,710	17,535
Pension plan benefits	-	24,868	22,670
Nutritional supplies	-	21,613	15,224
Benefits	-	21,230	18,985
Insurance	-	18,102	23,142
Rent, utilities and other occupancy costs	-	9,271	13,665
Materials	-	5,181	11,521
Telecommunications	-	2,376	2,178
Payroll contracted services	-	2,331	2,085
Training	-	2,145	2,025
Membership fees	-	2,091	2,050
Internal billing - MCK administration fees	-	1,943	-
Office supplies	-	1,882	2,683
Specialized equipment	-	1,642	3,543
Contracts	-	1,004	2,050
Repairs and maintenance	-	851	1,404
Bad debts (recovery)	-	-	3,774
	-	553,420	522,747
Surplus (deficit)	-	135,043	(19,811)

Mohawk Council of Kanesatake
Capital Fund
Schedule 18 - Schedule of Revenue and Expenses
For the year ended March 31, 2023

	<i>Budget</i>	2023	<i>2022</i>
Expenses			
Amortization	-	662,988	611,267
Deficit before transfers	-	(662,988)	(611,267)
Transfers			
Transfer from operating fund	-	2,519,757	5,568,922
Surplus	-	1,856,769	4,957,655